

Mini Pizzas

Ingredients

One English Muffin



Assorted Toppings




Sauce



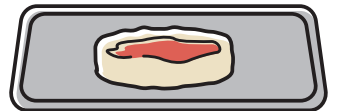
Directions

1. Pre-heat oven or toaster oven to 375°F (190°C).

2. Place the English muffin halves onto a baking sheet, cut side up.



3. Spoon 1-2 Tbsp of the pizza sauce onto each muffin half.



4. Shred, chop or slice toppings and add what you would like.

5. Bake for 10 minutes or until cheese is melted and lightly browned.

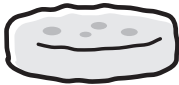


6. Cool for about two minutes. Then enjoy!

Mini Pizzas

Ingredients

One English Muffin



Assorted Toppings



Sauce



Directions

1. Pre-heat oven or toaster oven to 375°F (190°C).

2. Place the English muffin halves onto a baking sheet, cut side up.



3. Spoon 1-2 Tbsp of the pizza sauce onto each muffin half.



4. Shred, chop or slice toppings and add what you would like.

5. Bake for 10 minutes or until cheese is melted and lightly browned.



6. Cool for about two minutes. Then enjoy!